


Joseph - Part 1




Challenge

Choose your favourite thing from each category

Colour




Food




Animal



Activity



School Subject



I wonder what you chose. I think I would have chosen: blue, chocolate, penguin, football and P.E. Maybe you would have liked to have chosen something that wasn't on the list.

Life is full of things that we have as favourites but the Bible warns us not to have favourite friends, or to not make some people more important than others.

Something to think about

Imagine that your teacher at school one day announced that they would give a big bar of chocolate to their favourite child in the class, every other child would get nothing.

If you didn't get the chocolate how would this make you feel?

How would you feel towards the child who got the chocolate?



In the Bible we read about a man called Jacob, he had 12 sons. Jacob made one of them a favourite. He gave his favourite son, Joseph, a special colourful coat, when the other brothers saw the coat, they were very jealous of Joseph and wanted to punish him.

On day Jacob sent the brothers to go and work in the field and told them Joseph would bring them lunch later. When the brothers saw Joseph coming, they decided now was the time to punish him. So, when Joseph got to them, they grabbed him and threw him down a well. A while later, some traders (people who buy and sell all kinds of things) came along and the brothers sold Joseph to these men who took him to be a slave in Egypt.

Although what the bothers did was wrong, Jacob also made a big mistake in making Joseph a favourite. It caused the brothers to feel the anger and jealousy that made them sell their brother as a slave. In the Bible, particularly in the book of James, we read that it is always a mistake to make someone a favourite, James instead tells us we should "Love your neighbour as you love yourself." So, if you wouldn't like to be left out of games or ignored when you are trying to talk to someone you shouldn't do it to others.

We will find out what happens to Joseph when he gets to Egypt next week.



Craft

Create your own jigsaw.



Step 1: On some card draw a picture that fills the whole space. I'm not vey good at drawing so I just did a pattern.

Step 2: On the back of the card draw some lines to make the card look like a jigsaw

Step 3: Cut along the lines to make the jigsaw pieces

Step 4: See if you can make your jigsaw

If you would like to do a Joseph themed picture you can print out the picture below, colour it in and then turn that into a jigsaw.

